



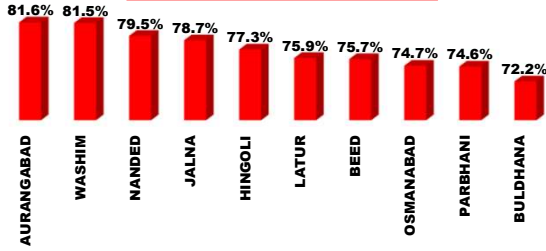
महाआवास अभियान २०२३-२४

दैनिक प्रगती अहवाल : २१.१२.२०२३

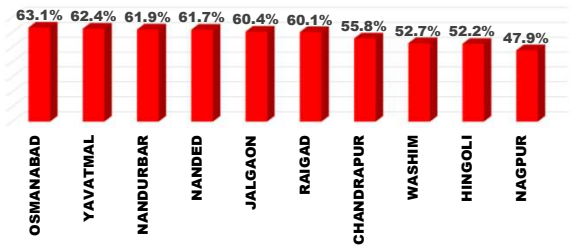
प्रधानमंत्री आवास योजना ग्रामीण – मंजूरी, पूर्ण घरकुले, हप्ते वितरण, भूमिहीन, आर्थिकदृष्ट्या अपूर्ण
राज्य पुरस्कृत ग्रामीण आवास योजना – मंजूरी, पूर्ण घरकुले, हप्ते वितरण, आर्थिकदृष्ट्या अपूर्ण

योजना	एकूण मंजूरी	दैनिक मंजूरी	एकूण पूर्ण	दैनिक पूर्ण घरकुले	दैनिक पहिला हप्ता वितरीत	दैनिक दुसरा हप्ता वितरीत	दैनिक तिसरा हप्ता वितरीत
प्रधानमंत्री आवास योजना ग्रामीण	१३७९८१६	०	१२०३१५६	१७८	२२६	१०३	११९२
राज्य योजना	६८८५६६	७५३१	४६४५०९	५३३	१३९२	१०६८	९०८
एकूण	२०६८३८२	७५३१	१६६७६६५	७११	१६१८	११७१	२१००

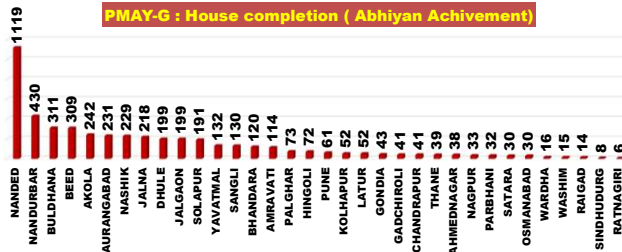
PMAY-G Completion Bottom 10 Dist.



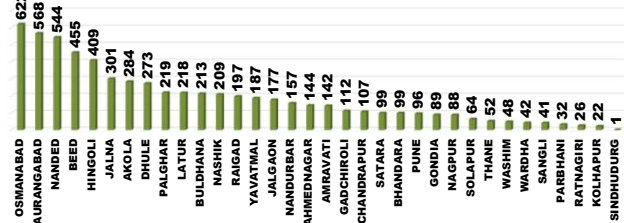
State Schemes Completion Bottom 10 Dist.



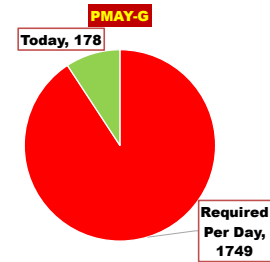
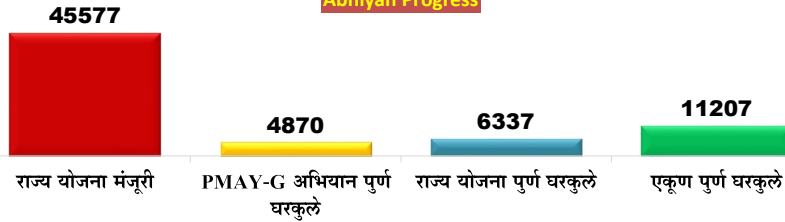
PMAY-G : House completion (Abhiyan Achievement)



State Schemes : House completion (Abhiyan Achievement)



Abhiyan Progress



राज्य व्यवस्थापन कक्ष- ग्रामीण गृहनिर्माण


४ था मजला, दक्षिण कक्ष, सिडको भवन, सीबीडी बेलगापुर, नवी मुंबई - ४०० ६१४.

प्रधानमंत्री आवास योजना - ग्रामीण : भूमिहीन लाभार्थी अहवाल

Sr. No.	District	Google Sheet Report			AwaasSoft Report			
		Total Landless	Provided land	Remaining	Landless beneficiaries tagged in AwaasSoft	Landless beneficiaries provided land	Remaining Landless	Remaining Tag (provided land)
1	DHULE	18	18	0	21	21	0	-3
2	GADCHIROLI	9	9	0	9	9	0	0
3	GONDIA	2450	2450	0	2452	2324	128	126
4	KOLHAPUR	257	257	0	244	228	16	29
5	NANDURBAR	0	0	0	0	0	0	0
6	PALGHAR	11	11	0	11	11	0	0
7	RAIGAD	6	6	0	6	6	0	0
8	RATNAGIRI	23	23	0	23	23	0	0
9	SINDHUDURG	420	420	0	414	414	0	6
10	THANE	90	81	9	95	60	35	21
11	SATARA	787	770	17	789	708	81	62
12	NANDED	354	322	32	360	263	97	59
13	SANGLI	281	210	71	275	133	142	77
14	BEED	212	125	87	347	66	281	59
15	WARDHA	2066	1922	144	2193	1911	282	11
16	NASHIK	1680	1513	167	1708	1458	250	55
17	AKOLA	5810	5574	236	5752	5488	264	86
18	PARBHANI	307	63	244	280	77	203	-14
19	JALGAON	21244	20917	327	22195	20597	1598	320
20	CHANDRAPUR	2285	1957	328	2237	1793	444	164
21	PUNE	2056	1681	375	2038	866	1172	815
22	BHANDARA	4811	4423	388	4810	4505	305	-82
23	NAGPUR	4354	3877	477	4327	3572	755	305
24	WASHIM	2448	1845	603	2434	1477	957	368
25	YAVATMAL	2742	2073	669	2825	2038	787	35
26	HINGOLI	1713	796	917	1680	466	1214	330
27	JALNA	1359	406	953	1361	85	1276	321
28	LATUR	2178	1194	984	2126	812	1314	382
29	OSMANABAD	2085	1074	1011	2062	102	1960	972
30	SOLAPUR	5563	4213	1350	4947	3871	1076	342
31	AURANGABAD	3266	1700	1566	3155	1805	1350	-105
32	AHMEDNAGAR	7459	5269	2190	7578	5126	2452	143
33	BULDHANA	15134	9748	5386	15476	9718	5758	30
34	AMRAVATI	19873	13999	5874	19786	13605	6181	394
	Total	113351	88946	24405	114016	83638	30378	5512

प्रधानमंत्री आवास योजना ग्रामीण - पूर्ण घरकूले

Sr. No.	Division	Sanction	20.12.2023	21.12.2023	Daily Achivement	Remaining	Completed & verified	Remaining verified
1	NASHIK DIV.	409699	369285	369329	44	40370	352354	16975
2	AMRAVATI DIV.	264812	219964	220008	44	44804	213421	6587
3	AURANGABAD DIV.	233508	182147	182187	40	51321	175722	6465
4	NAGPUR DIV.	286547	264338	264365	27	22182	257505	6860
5	PUNE DIV.	115964	100943	100956	13	15008	97959	2997
6	KONKAN DIV.	69286	66301	66311	10	2975	65093	1218
Total		1379816	1202978	1203156	178	176660	1162054	41102



प्रधानमंत्री आवास योजना ग्रामीण - पूर्ण घरकूले

Sr. No.	District	Sanction	20.12.2023	21.12.2023	Daily Achivement	Remaining	Completed & verified	Remaining verified
1	NANDURBAR	118395	108510	108525	15	9870	99811	8714
2	BEED	34633	26220	26234	14	8399	24975	1259
3	BULDHANA	44300	31963	31976	13	12324	30746	1230
4	AMRAVATI	91872	77173	77185	12	14687	75507	1678
5	NASHIK	89276	83280	83292	12	5984	80530	2762
6	AKOLA	46639	41559	41569	10	5070	40919	650
7	BHANDARA	63543	57537	57547	10	5996	55430	2117
8	PALGHAR	35170	33577	33587	10	1583	32928	659
9	DHULE	64625	57969	57978	9	6647	54855	3123
10	YAVATMAL	63162	53912	53921	9	9241	51328	2593
11	JALGAON	77228	64627	64635	8	12593	62978	1657
12	JALNA	23943	18847	18855	8	5088	18180	675
13	NANDED	68323	54276	54284	8	14039	53006	1278
14	SANGLI	20649	18029	18035	6	2614	17494	541
15	WARDHA	17647	16019	16025	6	1622	15598	427
16	NAGPUR	36085	32634	32639	5	3446	31676	963
17	SOLAPUR	44901	38181	38186	5	6715	37146	1040
18	LATUR	20160	15303	15307	4	4853	14989	318
19	AURANGABAD	36139	29488	29491	3	6648	28198	1293
20	PARBHANI	18719	13955	13958	3	4761	13580	378
21	CHANDRAPUR	42033	37222	37224	2	4809	36420	804
22	GADCHIROLI	31560	28905	28907	2	2653	26903	2004
23	GONDIA	95679	92021	92023	2	3656	91478	545
24	SATARA	14344	13585	13587	2	757	13274	313
25	AHMEDNAGAR	60175	54899	54899	0	5276	54180	719
26	HINGOLI	17855	13799	13799	0	4056	13451	348
27	KOLHAPUR	16942	14976	14976	0	1966	14750	226
28	OSMANABAD	13736	10259	10259	0	3477	9343	916
29	PUNE	19128	16172	16172	0	2956	15295	877
30	RAIGAD	9768	9366	9366	0	402	9218	148
31	RATNAGIRI	9744	9416	9416	0	328	9269	147
32	SINDHUDURG	5056	4937	4937	0	119	4892	45
33	THANE	9548	9005	9005	0	543	8786	219
34	WASHIM	18839	15357	15357	0	3482	14921	436
Total		1379816	1202978	1203156	178	176660	1162054	41102

राज्यपुरस्कृत आवास योजना ग्रामीण - मंजूरी

Sr. No.	Division	Target	20.12.2023	21.12.2023	Daily Achivement	Sanction %	Remaining	Sanction State Rank
1	PUNE DIV.	97714	71979	75562	3583	77.3%	22152	2
2	NASHIK DIV.	260634	138476	140215	1739	53.8%	120419	5
3	AURANGABAD DIV.	352749	187677	188332	656	53.4%	164417	6
4	AMRAVATI DIV.	238876	119478	120126	648	50.3%	118750	4
5	NAGPUR DIV.	218681	126088	126721	633	57.9%	91960	3
6	KONKAN DIV.	57796	37338	37610	272	65.1%	20186	1
Total		1226450	681036	688566	7531	56.1%	537884	

Sr. No.	District	Target	20.12.2023	21.12.2023	Daily Achivement	Sanction %	Remaining	Sanction State Rank
1	SOLAPUR	34597	20017	23238	3221	67.2%	11359	14
2	DHULE	41185	20667	21358	691	51.9%	19827	23
3	JALGAON	63948	32006	32540	534	50.9%	31408	31
4	NASHIK	56911	26369	26794	425	47.1%	30117	30
5	AMRAVATI	50420	24503	24810	307	49.2%	25610	27
6	YAVATMAL	71979	33494	33790	296	46.9%	38189	34
7	KOLHAPUR	18861	15225	15506	281	82.2%	3355	4
8	PARBHANI	42656	19194	19472	278	45.6%	23184	25
9	WARDHA	19672	15035	15278	243	77.7%	4394	7
10	GADCHIROLI	27157	18000	18232	232	67.1%	8925	13
11	NANDED	58008	24332	24538	206	42.3%	33470	32
12	RATNAGIRI	13553	7009	7212	203	53.2%	6341	11
13	OSMANABAD	26451	19277	19397	120	73.3%	7054	12
14	GONDIA	33141	15662	15772	110	47.6%	17369	19
15	SATARA	13309	12858	12939	81	97.2%	370	1
16	NANDURBAR	54296	18720	18784	64	34.6%	35512	33
17	BEED	49098	26185	26237	52	53.4%	22861	24
18	RAIGAD	13025	9595	9647	52	74.1%	3378	5
19	CHANDRAPUR	65429	38807	38855	48	59.4%	26574	28
20	BULDHANA	46022	21176	21221	45	46.1%	24801	26
21	AHMEDNAGAR	44294	40714	40739	25	92.0%	3555	6
22	THANE	11112	6380	6397	17	57.6%	4715	9
23	AKOLA	42134	23958	23958	0	56.9%	18176	21
24	AURANGABAD	42766	25650	25650	0	60.0%	17116	18
25	BHANDARA	33244	17699	17699	0	53.2%	15545	17
26	HINGOLI	42152	24163	24163	0	57.3%	17989	20
27	LATUR	42065	27476	27476	0	65.3%	14589	16
28	NAGPUR	40038	20885	20885	0	52.2%	19153	22
29	PALGHAR	16531	11748	11748	0	71.1%	4783	10
30	PUNE	18857	14243	14243	0	75.5%	4614	8
31	SANGLI	12090	9636	9636	0	79.7%	2454	3
32	SINDHUDURG	3575	2606	2606	0	72.9%	969	2
33	WASHIM	28321	16347	16347	0	57.7%	11974	15
34	JALNA	49553	21400	21399	-1	43.2%	28154	29
Total		1226450	681036	688566	7531	56.1%	537884	

राज्यपुरस्कृत आवास योजना ग्रामीण - प्रलंबीत मंजूरी

Sr. No.	Division	रमाई आवास योजना	शहरी आवास योजना	आदीम आवास योजना	पारधी आवास योजना	य.च.मु.व योजना	पुण्यश्लोक अहिल्यादेवी होळकर धरकूल योजना	मोदी आवास
1	KONKAN DIV.	1387	7140	25	3	22	0	11609
2	PUNE DIV.	7358	2581	4	55	20	60	12074
3	NAGPUR DIV.	21972	17426	81	2	1152	16	44476
4	AMRAVATI DIV.	26229	17972	117	9	626	9	51311
5	NASHIK DIV.	18494	57338	61	17	8	25	73788
6	AURANGABAD DIV.	58683	25357	238	26	2117	861	77135
	Total	134123	127814	526	112	3945	971	270393

Sr. No.	District	रमाई आवास योजना	शहरी आवास योजना	आदीम आवास योजना	पारधी आवास योजना	य.च.मु.व योजना	पुण्यश्लोक अहिल्यादेवी होळकर धरकूल योजना	मोदी आवास
1	SATARA	0	0	0	0	0	0	155
2	SINDHUDURG	90	14	16	0	0	0	370
3	SANGLI	1009	30	0	12	0	0	458
4	KOLHAPUR	1229	35	0	0	0	60	849
5	RAIGAD	523	801	0	2	0	0	1403
6	AHMEDNAGAR	1007	2393	0	0	0	0	1446
7	WARDHA	9	25	2	0	0	0	1953
8	PUNE	854	2276	4	14	20	0	2031
9	THANE	321	2018	6	0	0	0	2052
10	PALGHAR	99	4223	3	0	0	0	2370
11	RATNAGIRI	354	84	0	1	22	0	2867
12	OSMANABAD	3475	180	0	0	1446	0	3354
13	GADCHIROLI	1075	2515	26	0	0	0	4358
14	SOLAPUR	4266	240	0	29	0	0	5309
15	WASHIM	1992	911	0	0	0	2	5735
16	LATUR	7079	932	0	4	6	833	5812
17	BHANDARA	3005	1444	0	0	62	1	5880
18	AURANGABAD	7186	4112	0	6	0	0	6556
19	GONDIA	2597	811	0	0	0	15	6747
20	HINGOLI	6763	7872	0	0	0	0	6824
21	AKOLA	8714	2549	0	1	0	0	6912
22	NAGPUR	10269	2133	0	0	4	0	8496
23	DHULE	3859	7205	0	0	8	0	8755
24	BEED	5568	1298	0	6	0	0	9069
25	PARBHANI	7687	2134	0	0	196	24	9918
26	BULDHANA	5765	1974	0	0	0	7	11033
27	AMRAVATI	4002	7975	0	7	114	0	13143
28	CHANDRAPUR	5017	10498	53	2	1086	0	13512
29	JALNA	16957	2226	0	2	469	4	13946
30	NASHIK	10404	13090	61	6	0	0	15989
31	JALGAON	2269	2970	0	1	0	25	17055
32	NANDED	3968	6603	238	8	0	0	22653
33	NANDURBAR	955	31680	0	10	0	0	26143
34	YAVATMAL	5756	4563	117	1	512	0	27240
	Total	134123	127814	526	112	3945	971	270393

राज्यपुरस्कृत आवास योजना ग्रामीण - पूर्ण घरकूले

Sr. No.	Division	Sanction	20.12.2023	21.12.2023	Daily Achivement	Completion %	Remaining	To be Completed in Per Day till 31.03.24
1	AURANGABAD DIV.	188332	128320	128674	354	68.3%	59658	591
2	NAGPUR DIV.	126721	78450	78504	54	62.0%	48217	477
3	AMRAVATI DIV.	120126	77459	77508	49	64.5%	42618	422
4	NASHIK DIV.	140215	96881	96927	46	69.1%	43288	429
5	PUNE DIV.	75562	55241	55257	16	73.1%	20305	201
6	KONKAN DIV.	37610	27625	27639	14	73.5%	9971	99
Total		688566	463976	464509	533	67.5%	224057	2218

Sr. No.	District	Sanction	20.12.2023	21.12.2023	Daily Achivement	Completion %	Remaining	To be Completed in Per Day till 31.03.24
1	OSMANABAD	19397	12007	12246	239	63.1%	7151	71
2	JALNA	21399	14337	14372	35	67.2%	7027	70
3	BULDHANA	21221	15910	15934	24	75.1%	5287	52
4	GADCHIROLI	18232	12308	12332	24	67.6%	5900	58
5	BEED	26237	18835	18856	21	71.9%	7381	73
6	HINGOLI	24163	12596	12613	17	52.2%	11550	114
7	LATUR	27476	21702	21719	17	79.0%	5757	57
8	AHMEDNAGAR	40739	30672	30687	15	75.3%	10052	100
9	AURANGABAD	25650	18917	18932	15	73.8%	6718	67
10	NASHIK	26794	20048	20062	14	74.9%	6732	67
11	PALGHAR	11748	9056	9068	12	77.2%	2680	27
12	AMRAVATI	24810	16511	16522	11	66.6%	8288	82
13	SANGLI	9636	7401	7412	11	76.9%	2224	22
14	DHULE	21358	14889	14899	10	69.8%	6459	64
15	NANDED	24538	15131	15140	9	61.7%	9398	93
16	AKOLA	23958	15343	15351	8	64.1%	8607	85
17	GONDIA	15772	11440	11448	8	72.6%	4324	43
18	WARDHA	15278	9774	9782	8	64.0%	5496	54
19	BHANDARA	17699	13242	13247	5	74.8%	4452	44
20	CHANDRAPUR	38855	21682	21687	5	55.8%	17168	170
21	YAVATMAL	33790	21083	21088	5	62.4%	12702	126
22	JALGAON	32540	19656	19660	4	60.4%	12880	128
23	NAGPUR	20885	10004	10008	4	47.9%	10877	108
24	SOLAPUR	23238	15820	15824	4	68.1%	7414	73
25	NANDURBAR	18784	11616	11619	3	61.9%	7165	71
26	RAIGAD	9647	5800	5802	2	60.1%	3845	38
27	PARBHANI	19472	14795	14796	1	76.0%	4676	46
28	SATARA	12939	10131	10132	1	78.3%	2807	28
29	WASHIM	16347	8612	8613	1	52.7%	7734	77
30	KOLHAPUR	15506	11152	11152	0	71.9%	4354	43
31	PUNE	14243	10737	10737	0	75.4%	3506	35
32	RATNAGIRI	7212	6340	6340	0	87.9%	872	9
33	SINDHUDURG	2606	2031	2031	0	77.9%	575	6
34	THANE	6397	4398	4398	0	68.8%	1999	20
Total		688566	463976	464509	533	67.5%	224057	2218

राज्य योजना अपूर्ण घरकुले

Sr. No.	Division	रमाई आवास योजना	शबरी आवास योजना	आदीम आवास योजना	पारधी आवास योजना	य.च.मु.व योजना	पुण्यश्लोक अहिल्यादेवी होळकर घरकुल योजना	मोदी आवास
1	KONKAN DIV.	947	7176	327	0	2	12	1507
2	PUNE DIV.	11622	1848	56	54	51	442	2354
3	AMRAVATI DIV.	19535	11738	2022	183	1776	112	3285
4	NASHIK DIV.	13217	20660	25	108	137	164	6232
5	NAGPUR DIV.	15167	23800	735	19	5191	20	7252
6	AURANGABAD DIV.	44993	9640	42	60	2254	315	8977
	Total	105481	74862	3207	424	9411	1065	29607

Sr. No.	District	रमाई आवास योजना	शबरी आवास योजना	आदीम आवास योजना	पारधी आवास योजना	य.च.मु.व योजना	पुण्यश्लोक अहिल्यादेवी होळकर घरकुल योजना	मोदी आवास
1	SINDHUDURG	116	0	0	0	0	0	0
2	RATNAGIRI	377	13	4	0	2	0	0
3	THANE	213	1479	139	0	0	0	0
4	SANGLI	1659	7	0	3	0	0	0
5	PALGHAR	55	2555	70	0	0	0	0
6	SATARA	1353	24	0	0	23	0	0
7	PUNE	1590	1741	56	44	0	0	0
8	RAIGAD	186	3129	114	0	0	12	0
9	GONDIA	1824	2017	0	0	0	0	9
10	KOLHAPUR	3883	12	0	0	17	442	52
11	BHANDARA	2246	1023	0	0	1163	20	75
12	PARBHANI	2704	1057	0	0	236	226	168
13	BULDHANA	3983	1212	0	17	0	75	321
14	WARDHA	1942	2704	242	1	0	0	404
15	LATUR	5000	113	0	0	61	0	425
16	GADCHIROLI	1196	3211	254	0	0	0	441
17	DHULE	1926	3450	0	12	117	0	453
18	AURANGABAD	5603	1109	0	6	0	0	459
19	NASHIK	2222	4034	25	26	0	0	476
20	JALNA	4952	256	0	5	1725	89	483
21	OSMANABAD	6412	145	0	41	232	0	555
22	NANDURBAR	829	6327	0	0	0	0	583
23	BEED	6949	372	0	8	0	0	607
24	SOLAPUR	3137	64	0	7	11	0	666
25	WASHIM	3160	1149	0	2	0	37	945
26	AMRAVATI	4155	3288	0	28	151	0	954
27	AKOLA	6202	1938	0	26	0	0	956
28	NANDED	8029	382	42	0	0	0	1239
29	AHMEDNAGAR	3999	1817	0	15	20	0	1407
30	NAGPUR	2570	8296	0	6	5	0	2759
31	HINGOLI	5344	6206	0	0	0	0	3386
32	YAVATMAL	2035	4151	2022	110	1625	0	3388
33	JALGAON	4241	5032	0	55	0	164	4195
34	CHANDRAPUR	5389	6549	239	12	4023	0	4201
	Total	105481	74862	3207	424	9411	1065	29607

प्रधानमंत्री आवास योजना ग्रामीण - हप्ते वितरण

Sr. No.	Division	1st Installment (Daily Achivement)	1st Installment Remaining	2nd Installment (Daily Achivement)	2nd Installment Remaining	3rd Installment (Daily Achivement)	3rd Installment Remaining
1	AURANGABAD DIV.	96	9435	367	37429	511	18545
2	NASHIK DIV.	20	3643	169	29153	251	16615
3	AMRAVATI DIV.	70	14669	131	24164	178	10268
4	PUNE DIV.	15	1651	102	11029	122	4404
5	NAGPUR DIV.	25	2360	102	16461	87	7121
6	KONKAN DIV.	0	76	32	2237	43	1665
Total		226	31834	903	120473	1192	58618

Sr. No.	District	1st Installment (Daily Achivement)	1st Installment Remaining	2nd Installment (Daily Achivement)	2nd Installment Remaining	3rd Installment (Daily Achivement)	3rd Installment Remaining
1	NANDED	56	723	95	14213	90	4933
2	BEED	6	1055	46	5609	99	3486
3	JALNA	10	1345	40	2679	88	1964
4	DHULE	1	150	64	4946	72	2938
5	NANDURBAR	9	214	49	6394	75	6330
6	BULDHANA	46	6447	29	4281	40	2236
7	LATUR	3	1634	53	2795	53	1301
8	NASHIK	1	347	28	4505	79	2578
9	AURANGABAD	14	1695	35	3939	58	1730
10	BHANDARA	4	384	63	4433	40	1146
11	OSMANABAD	3	1299	43	2214	55	2320
12	AMRAVATI	15	6257	46	7287	36	2190
13	PARBHANI	0	274	35	3704	46	1769
14	SOLAPUR	13	774	44	5034	21	1920
15	YAVATMAL	7	801	21	6261	38	2950
16	SANGLI	1	71	23	1929	40	804
17	AKOLA	2	430	21	4042	38	1499
18	PALGHAR	0	17	26	1187	31	870
19	KOLHAPUR	1	127	18	1616	34	557
20	GONDIA	4	551	14	2777	29	1649
21	HINGOLI	4	1410	20	2276	22	1042
22	WASHIM	0	734	14	2293	26	1393
23	AHMEDNAGAR	8	2276	9	2775	20	1683
24	CHANDRAPUR	8	363	15	3540	8	1400
25	PUNE	-39	649	8	1965	22	759
26	JALGAON	1	656	19	10533	5	3086
27	NAGPUR	8	692	6	2614	5	846
28	SATARA	0	30	9	485	5	364
29	RAIGAD	0	9	4	361	6	275
30	WARDHA	1	227	2	1204	4	535
31	RATNAGIRI	0	36	0	205	6	182
32	GADCHIROLI	0	143	2	1893	1	1545
33	SINDHUDURG	0	1	2	98	0	95
34	THANE	0	13	0	386	0	243
Total		226	31834	903	120473	1192	58618

राज्यपुरस्कृत आवास योजना ग्रामीण - हप्ते वितरण

Sr. No.	Division	1st Installment (Daily Achievement)	1st Installment Remaining	2nd Installment (Daily Achievement)	2nd Installment Remaining	3rd Installment (Daily Achievement)	3rd Installment Remaining
1	AURANGABAD DIV.	239	13722	323	30211	357	11870
2	NAGPUR DIV.	519	14949	237	24615	118	4644
3	AMRAVATI DIV.	298	12930	256	19361	165	5597
4	NASHIK DIV.	189	18296	129	13027	163	6139
5	KONKAN DIV.	41	2313	94	4733	72	1619
6	PUNE DIV.	106	10663	29	5801	33	1893
	Total	1392	72873	1068	97748	908	31762

Sr. No.	District	1st Installment (Daily Achievement)	1st Installment Remaining	2nd Installment (Daily Achievement)	2nd Installment Remaining	3rd Installment (Daily Achievement)	3rd Installment Remaining
1	AKOLA	174	1706	74	5442	49	1201
2	NAGPUR	156	4529	82	5165	38	592
3	CHANDRAPUR	163	2926	71	11479	27	1821
4	NANDED	42	3749	80	4924	87	1421
5	YAVATMAL	26	3401	99	5980	68	1718
6	JALGAON	113	6644	25	3583	31	1429
7	BEED	9	1014	46	3186	112	2253
8	GONDIA	95	2122	21	1277	25	504
9	DHULE	1	1185	68	2118	69	1507
10	JALNA	34	1143	74	3286	22	1593
11	HINGOLI	26	2234	51	6609	44	1760
12	AMRAVATI	43	2485	57	3719	20	1047
13	KOLHAPUR	86	2205	11	1714	12	247
14	WARDHA	69	2505	30	2389	10	303
15	PARBHANI	89	1010	5	2687	8	926
16	RAIGAD	14	763	39	2086	35	691
17	AURANGABAD	22	1359	34	2732	30	1375
18	NANDURBAR	46	2564	9	2533	22	804
19	LATUR	0	1339	31	2448	44	1327
20	PALGHAR	8	24	34	1368	24	635
21	BULDHANA	35	550	7	2085	17	968
22	AHMEDNAGAR	0	6005	23	2371	32	1193
23	BHANDARA	21	658	22	2414	9	454
24	WASHIM	20	4788	19	2135	11	663
25	THANE	19	491	18	1109	11	209
26	NASHIK	29	1898	4	2422	9	1206
27	GADCHIROLI	15	2209	11	1891	9	970
28	OSMANABAD	17	1874	2	4339	10	1215
29	SATARA	0	1453	10	539	15	427
30	SANGLI	18	1183	1	612	2	212
31	SOLAPUR	2	5274	5	1190	3	515
32	RATNAGIRI	0	537	3	119	1	71
33	PUNE	0	548	2	1746	1	492
34	SINDHUDURG	0	498	0	51	1	13
	Total	1392	72873	1068	97748	908	31762

राज्य योजना: पहिला हप्ता प्रलंबीत

Sr. No.	Division	रमाई आवास योजना	शबरी आवास योजना	आदीम आवास योजना	पारधी आवास योजना	य.च.मु.व योजना	पुण्यश्लोक अहिल्यादेवी होळकर घरकुल योजना	मोदी आवास
1	KONKAN DIV.	160	626	20	0	0	0	1507
2	PUNE DIV.	3933	324	7	15	4	148	6232
3	AMRAVATI DIV.	3821	1341	128	17	336	35	8977
4	NASHIK DIV.	3114	6149	0	5	22	29	3285
5	NAGPUR DIV.	4992	6049	63	2	558	0	7252
6	AURANGABAD DIV.	8664	2112	13	21	430	128	2354
	Total	24684	16601	231	60	1350	340	29607

Sr. No.	District	रमाई आवास योजना	शबरी आवास योजना	आदीम आवास योजना	पारधी आवास योजना	य.च.मु.व योजना	पुण्यश्लोक अहिल्यादेवी होळकर घरकुल योजना	मोदी आवास
1	PALGHAR	2	19	3	0	0	0	0
2	THANE	22	292	9	0	0	0	0
3	SINDHUDURG	39	0	0	0	0	0	0
4	RATNAGIRI	61	0	0	0	0	0	0
5	PUNE	140	312	7	14	0	0	0
6	BULDHANA	228	322	0	0	0	0	0
7	BHANDARA	507	75	0	0	76	0	0
8	RAIGAD	36	315	8	0	0	0	0
9	PARBHANI	156	228	0	0	47	126	9
10	BEED	845	111	0	6	0	0	52
11	JALNA	712	179	0	1	249	2	75
12	SANGLI	624	4	0	0	0	0	168
13	DHULE	38	172	0	0	21	0	321
14	LATUR	712	15	0	0	29	0	404
15	AURANGABAD	1066	290	0	3	0	0	425
16	SATARA	45	0	0	0	1	0	441
17	AKOLA	1121	143	0	1	0	0	453
18	OSMANABAD	1420	17	0	11	105	0	459
19	NASHIK	76	1397	0	0	0	0	476
20	GONDIA	816	823	0	0	0	0	483
21	KOLHAPUR	2054	1	0	0	2	148	555
22	GADCHIROLI	137	816	17	0	0	0	583
23	HINGOLI	1035	1199	0	0	0	0	607
24	AMRAVATI	1424	358	0	3	34	0	666
25	WARDHA	702	1161	35	0	0	0	945
26	NANDURBAR	4	2551	0	0	0	0	954
27	CHANDRAPUR	1025	451	11	1	482	0	956
28	YAVATMAL	4	195	128	13	302	0	1239
29	NANDED	2718	73	13	0	0	0	1407
30	NAGPUR	1805	2723	0	1	0	0	2759
31	WASHIM	1044	323	0	0	0	35	3386
32	SOLAPUR	1070	7	0	1	1	0	3388
33	AHMEDNAGAR	1732	69	0	2	1	0	4195
34	JALGAON	1264	1960	0	3	0	29	4201
	Total	24684	16601	231	60	1350	340	29607

मोदी आवास घरकुल योजना

Sr. N	Division	Target	Registered	Sanction	%	Remaining Sanction	1St Installment	Remaining 1St Installment
1	KONKAN DIV.	13116	3156	1507	11.5%	11609	0	1507
2	AURANGABAD DIV.	79489	4583	2354	3.0%	77135	0	2354
3	NAGPUR DIV.	54596	16169	3285	6.0%	51311	0	3285
4	PUNE DIV.	18306	8652	6232	34.0%	12074	0	6232
5	AMRAVATI DIV.	81040	19630	7252	8.9%	73788	0	7252
6	NASHIK DIV.	53453	11456	8977	16.8%	44476	0	8977
Total		300000	63646	29607	9.9	270393	0	29607

Sr. N	District Name	Target	Registered	Sanction	%	Remaining Sanction	1St Installment	Remaining 1St Installment
1	AHMEDNAGAR	4356	4687	4201	96.4%	155	0	4201
2	SOLAPUR	11019	5341	4195	38.1%	6824	0	4195
3	JALGAON	29531	4628	3388	11.5%	26143	0	3388
4	WASHIM	12455	8845	3386	27.2%	9069	0	3386
5	YAVATMAL	29999	3730	2759	9.2%	27240	0	2759
6	SATARA	1777	1496	1407	79.2%	370	0	1407
7	GADCHIROLI	6548	1345	1239	18.9%	5309	0	1239
8	CHANDRAPUR	10874	3257	956	8.8%	9918	0	956
9	DHULE	9709	1116	954	9.8%	8755	0	954
10	NANDED	23598	1221	945	4.0%	22653	0	945
11	AMRAVATI	14178	3281	666	4.7%	13512	0	666
12	WARDHA	4965	1034	607	12.2%	4358	0	607
13	LATUR	6318	689	583	9.2%	5735	0	583
14	SANGLI	1958	928	555	28.3%	1403	0	555
15	GONDIA	14429	7533	483	3.3%	13946	0	483
16	RATNAGIRI	6356	1379	476	7.5%	5880	0	476
17	SINDHUDURG	1308	988	459	35.1%	849	0	459
18	PARBHANI	13596	867	453	3.3%	13143	0	453
19	AKOLA	7353	3250	441	6.0%	6912	0	441
20	NASHIK	6981	848	425	6.1%	6556	0	425
21	RAIGAD	2456	557	404	16.4%	2052	0	404
22	OSMANABAD	2274	815	321	14.1%	1953	0	321
23	THANE	2538	193	168	6.6%	2370	0	168
24	PUNE	1521	532	75	4.9%	1446	0	75
25	BEED	16041	218	52	0.3%	15989	0	52
26	NANDURBAR	2876	177	9	0.3%	2867	0	9
27	AURANGABAD	5812	765	0	0.0%	5812	0	0
28	BHANDARA	11033	0	0	0.0%	11033	0	0
29	BULDHANA	17055	524	0	0.0%	17055	0	0
30	HINGOLI	3354	0	0	0.0%	3354	0	0
31	JALNA	8496	8	0	0.0%	8496	0	0
32	KOLHAPUR	2031	355	0	0.0%	2031	0	0
33	NAGPUR	6747	3000	0	0.0%	6747	0	0
34	PALGHAR	458	39	0	0.0%	458	0	0
Grand Total		300000	63646	29607	9.9%	270393	0	29607